


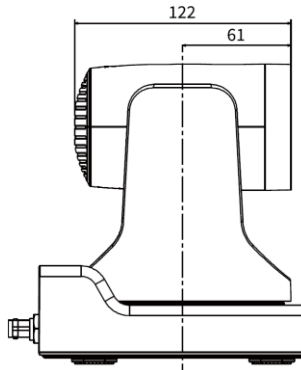
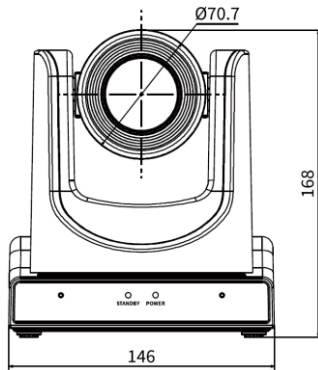


Outdoor Housing Compatibility

- **D2/D3:** External Lens + Bottom Mounting + 3.5 in. Standoffs
 - Standoff Combination: **1 ½" + 1 ½" + ½"**



Camera Specifications (mm)



Power Input	12VDC
Maximum Power Consumption	15 W
Operating Temperatures	-00°C to +40°C
Weight	1.5 kg
Dimensions (L x W x H)	169 x 146 x 168 (mm)

Housings Drawings (in.)

