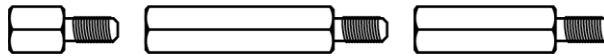





Outdoor Housing Compatibility

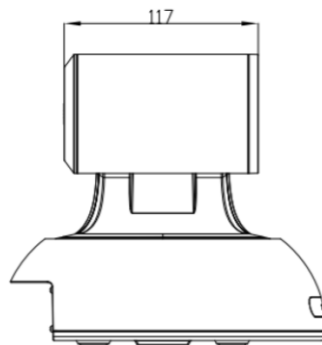
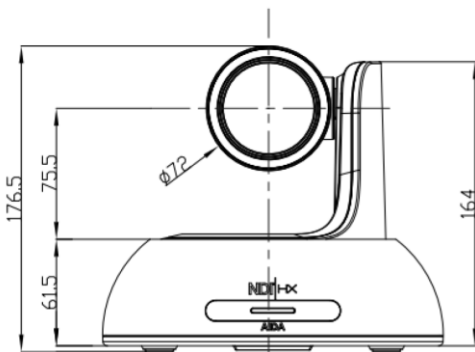
- **D2:** External Lens + Top Mounting + 2.125 in. Standoffs
 - Standoff Combination: $\frac{3}{8}" + 1" + \frac{3}{4}"$



- **HD12:** 4.625 in. Standoffs
 - Standoff Combination: $\frac{3}{8}" + 1\frac{1}{2}" + 1\frac{1}{2}" + \frac{3}{4}" + \frac{1}{2}"$



Camera Specifications (mm)



Power Input	PoE+, 12VDC
Maximum Power Consumption	11.9 W
Operating Temperatures	-00°C to +40°C
Weight	1.4 kg
Dimensions (L x W x H)	196.85 x 190 x 176.5 (mm)

Housings Drawings (in.)

