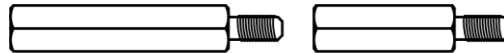





Outdoor Housing Compatibility

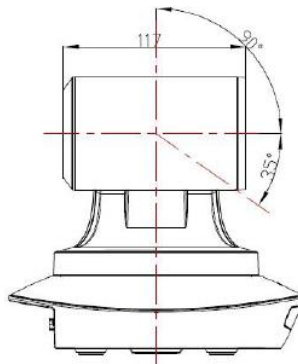
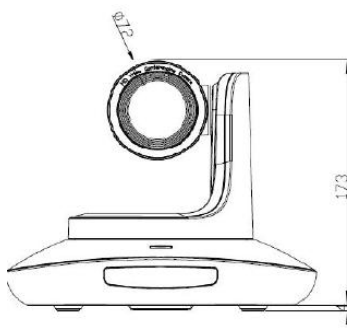
- **D2:** External Lens + Top Mounting + 2.25 in. Standoffs
 - Standoff Combination: **1 1/2" + 3/4"**



- **HD12:** 4.625 in. Standoffs
 - Standoff Combination: **3/8" + 1 1/2" + 1 1/2" + 3/4" + 1/2"**



Camera Specifications (mm)



Power Input	PoE+, 12VDC
Maximum Power Consumption	24 W
Operating Temperatures	-10°C to +50°C
Weight	1.39 kg
Dimensions (L x W x H)	220 x 190 x 173 (mm)

Housings Drawings (in.)

