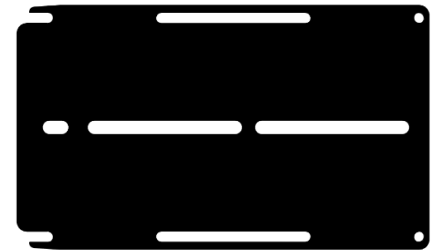


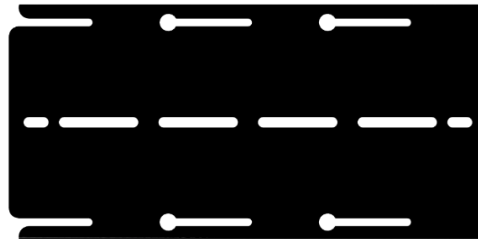


Outdoor Housing Compatibility

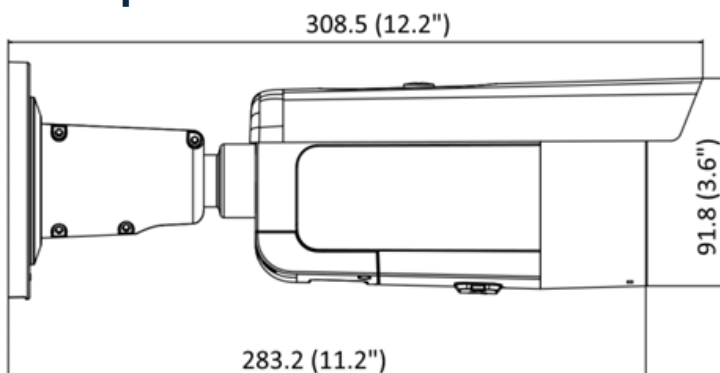
- **S-TYPE:** Camera Bracket + Custom L Bracket (Made to Order)



- **STXL:** Sled Camera Bracket



Camera Specifications



Power Input	PoE+, 12VDC
Maximum Power Consumption	15 W
Operating Temperatures	-30°C to +60°C
Weight	1.39 kg
Dimensions (L x W x H)	308.5 x 93.5 x 97 (mm)

Housings Drawings (in.)

