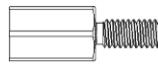


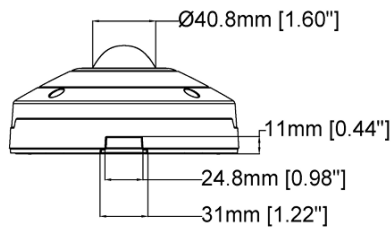
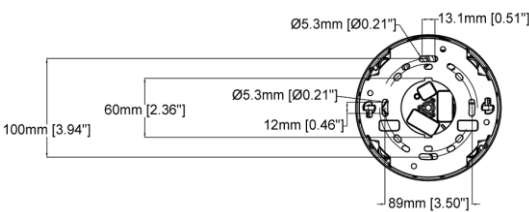


Outdoor Housing Compatibility

- **D2 & D3:** Internal Lens + Bottom Mounting + 0.5 in. Standoffs
 - Standoff Combination: ½"



Camera Specifications (mm, [in.])



| | |
|----------------------------------|----------------------------|
| Power Input | PoE |
| Maximum Power Consumption | 12.95 W |
| Operating Temperatures | -40°C to +50°C |
| Weight | 0.9 kg |
| Dimensions (L x W x H) | 149 x 149 x 70 (mm) |

Housings Drawings (in.)

