












Specification		Move SE		Move 4K		
Photo						
Camera Model		Move SE 12x Move SE 20x Move SE 30x		Move 4K 12x Move 4K 20x	Move 4K 30x	
Camera Dimensions (WxDxH)		12x, 20x, 30x 142 mm x 169 mm x 164 mm		12x and 20x 168.4 mm x 141.5 mm x 164.5 mm	30x 171.6 mm x 171.6 mm x 162.6 mm	
Recommended Model		 D2-CD D2-CD-HB			 HD12-CD HD12-CD-HB	
INCLUDED	Cooling	The “CD” refers to the cooler inside the housing. The cooler is thermostatically controlled by a preprogrammed thermostat. The cooler turns on at 95° F to begin the cooling process. The cooler resets at 80° F.				
	Heating	The “HB” refers to the heating element inside the housing. The heater will turn on at 50° F. The thermostat will then reset at 70°F. The heating element for all models start at 25 watts each. Additional heating elements can be added for colder climates.				
	Fans	The interior fan is always on to circulate airflow. The external fan acts to remove the excess high heat from inside the housing. The external fans turn on with active cooling at 95° F. They will then reset at 70° F.				
	Camera Sled (Included)					
	Standoff Configuration	STANDOFF CONFIGURATION WILL GO HERE			STANDOFF CONFIGURATION WILL GO HERE	
	Step Down Power Supplies	Indoor Included standard is the indoor 12v power supply. 	Outdoor Optionally, you can upgrade the indoor power supply with an outdoor 12v power supply or our KT-CDR2-AC. This powered mounting bracket provides the necessary 12v power and mounting solution. 		Outdoor 12v outdoor power supply is included, known as the KT-CDR2-AC. The KT-CDR2 powered mounting bracket provides the necessary 12v power and mounting solution. 	

Camera Accessories To Fit Your Unique Install Needs

Specification	Pole Mount	Ceiling Mount	Corner Mount	Ceiling Mount SS
Photo				
Part Name	BR-MPM1	BR-CM1	BR-CNR2	BR-ASM3