


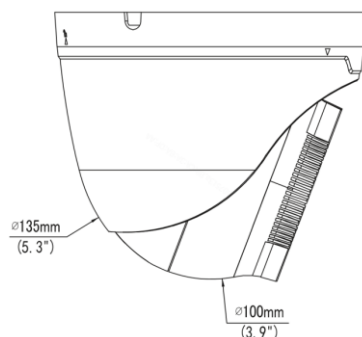
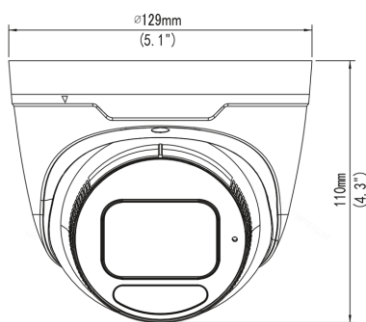


Outdoor Housing Compatibility

- **D2/D3:** Internal Lens + Bottom Mounting + 0.75 in. Standoffs
 - Standoff Combination: $\frac{3}{4}$ "



Camera Specifications (mm, (in.))



Power Input	PoE, 12VDC
Maximum Power Consumption	11 W
Operating Temperatures	-30°C to +60°C
Weight	0.64 kg
Dimensions (L x W x H)	129 x 129 x 110 (mm)

Housings Drawings (in.)

