





## Outdoor Housing Compatibility

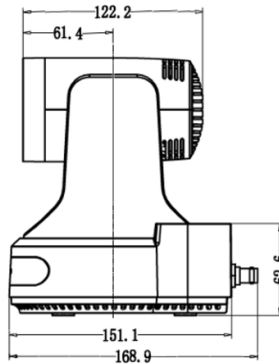
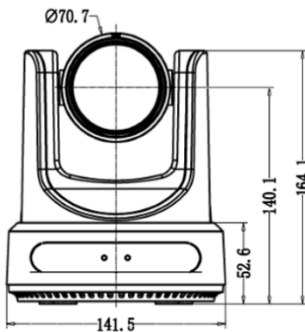
- **D2:** External Lens + Top Mounting + 2.125 in. Standoffs
  - Standoff Combination:  $\frac{3}{8}" + 1" + \frac{3}{4}"$



- **D3 & D2 (OPT):** External Lens + Bottom Mounting + 3.75 in. Standoffs
  - Standoff Combination:  $1 \frac{1}{2}" + 1 \frac{1}{2}" + \frac{3}{4}"$



## Camera Specifications (mm)



Power Input	<b>PoE+, 12VDC</b>
<b>Maximum Power Consumption</b>	18 W
Operating Temperatures	<b>-10°C to +40°C</b>
<b>Weight</b>	1.47 kg
Dimensions (L x W x H)	<b>168.4 x 141.5 x 164.5 (mm)</b>

## Housings Drawings (in.)

