




## Outdoor Housing Compatibility

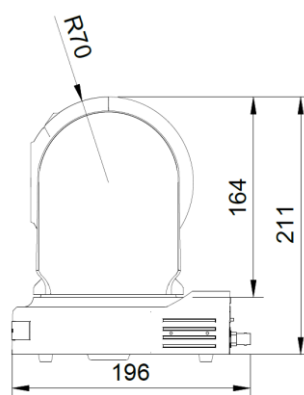
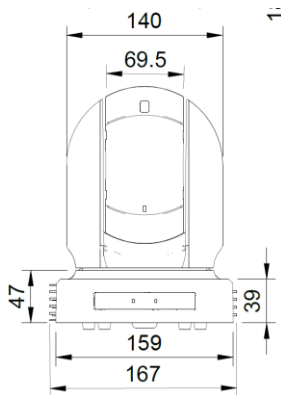
- **D2 & D3:** External Lens + Bottom Mounting + 4.125 in. Standoffs
  - Standoff Combination:  $\frac{3}{8}" + 1 \frac{1}{2}" + 1 \frac{1}{2}" + \frac{3}{4}"$



- **HD12:** 4.25 in. Standoffs
  - Standoff Combination:  $1 \frac{1}{2}" + 1 \frac{1}{2}" + \frac{3}{4}" + \frac{1}{2}"$



## Camera Specifications (mm)



Power Input	<b>PoE+, 12VDC</b>
<b>Maximum Power Consumption</b>	26.8 W
Operating Temperatures	<b>-10°C to +40°C</b>
<b>Weight</b>	2.7 kg
Dimensions (L x W x H)	<b>195 x 164 x 217 (mm)</b>

## Housings Drawings (in.)

