




## Outdoor Housing Compatibility

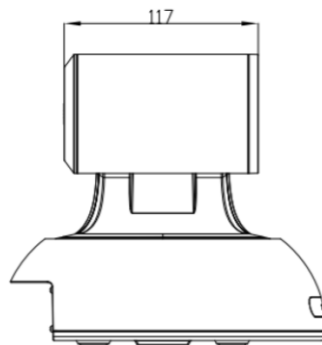
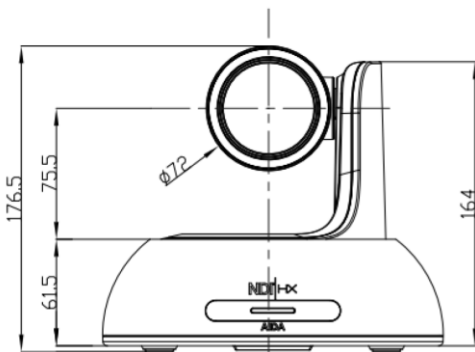
- **D2:** External Lens + Top Mounting + 2.125 in. Standoffs
  - Standoff Combination:  $\frac{3}{8}'' + 1'' + \frac{3}{4}''$



- **HD12:** 4.625 in. Standoffs
  - Standoff Combination:  $\frac{3}{8}'' + 1\frac{1}{2}'' + 1\frac{1}{2}'' + \frac{3}{4}'' + \frac{1}{2}''$



## Camera Specifications (mm)



Power Input	<b>PoE+, 12VDC</b>
<b>Maximum Power Consumption</b>	6 W
Operating Temperatures	<b>-00°C to +40°C</b>
<b>Weight</b>	1.35 kg
Dimensions (L x W x H)	<b>155 x 160 x 170 (mm)</b>

## Housings Drawings (in.)

