





Outdoor Housing Compatibility

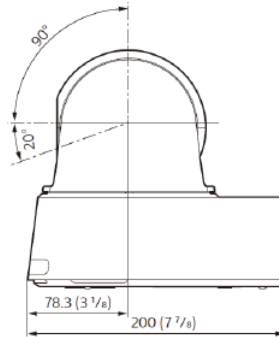
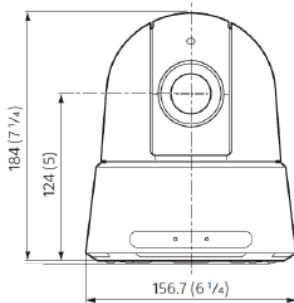
- **D2 & D3:** External Lens + Bottom Mounting + 2.75 in. Standoffs
 - Standoff Combination: **1" + 1" + 3/4"**



- **HD12:** 5.375 in. Standoffs
 - Standoff Combination: **3/8" + 1 1/2" + 1 1/2" + 1 1/2" + 1/2"**



Camera Specifications (mm, (in.))



Power Input	PoE++, 19.5VDC
Maximum Power Consumption	80 W
Operating Temperatures	-00°C to +40°C
Weight	2.0 kg
Dimensions (L x W x H)	184 x 156.7 x 200 (mm)

Housings Drawings (in.)

