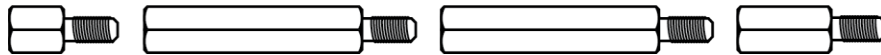


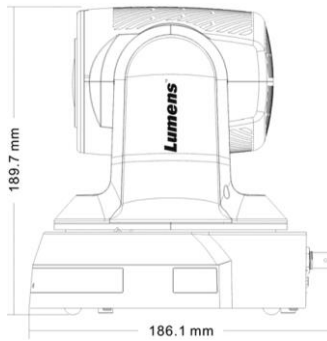
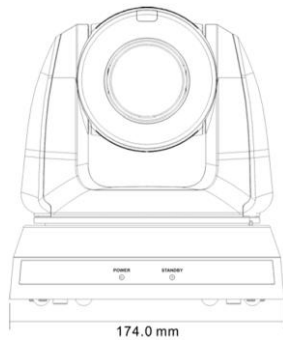


Outdoor Housing Compatibility

- **D2 & D3:** External Lens + Bottom Mounting + 3.875 in. Standoffs
 - Standoff Combination: $\frac{3}{8}$ " + $1\frac{1}{2}$ " + $1\frac{1}{2}$ " + $\frac{1}{2}$ "



Camera Specifications



Power Input	PoE+, 12VDC
Maximum Power Consumption	18 W
Operating Temperatures	-00°C to +40°C
Weight	2.0 kg
Dimensions (L x W x H)	187 x 174 x 190 (mm)

Housings Drawings (in.)

