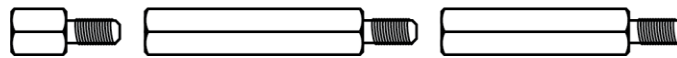


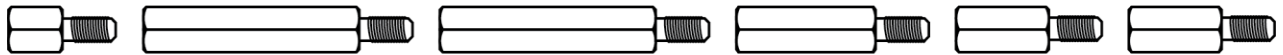


Outdoor Housing Compatibility

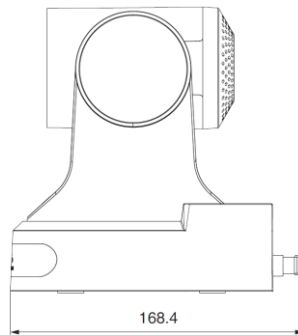
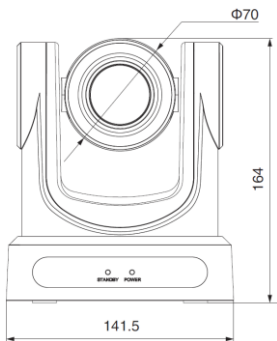
- **D2 & D3:** External Lens + Bottom Mounting + 2.875 in. Standoffs
 - Standoff Combination: $\frac{3}{8}'' + 1 \frac{1}{2}'' + 1''$



- **HD12:** 5.125 in. Standoffs
 - Standoff Combination: $\frac{3}{8}'' + 1 \frac{1}{2}'' + 1 \frac{1}{2}'' + \frac{3}{4}'' + \frac{1}{2}'' + \frac{1}{2}''$



Camera Specifications (mm)



Power Input	PoE, 12VDC
Maximum Power Consumption	12 W
Operating Temperatures	-00°C to +40°C
Weight	1.68 kg
Dimensions (L x W x H)	170.18 x 142.24 x 165.1 (mm)

Housings Drawings (in.)

