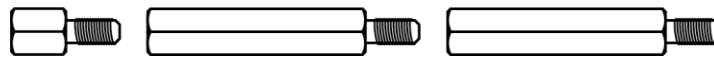





Outdoor Housing Compatibility

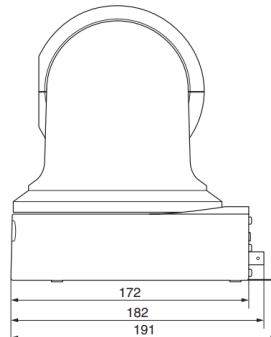
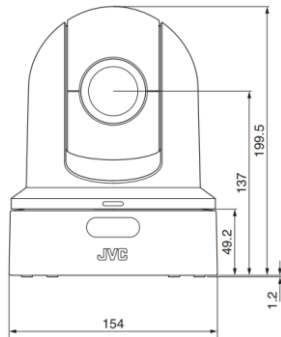
- **D2 & D3:** External Lens + Bottom Mounting + 3.375 in. Standoffs
 - Standoff Combination: $\frac{3}{8}'' + 1 \frac{1}{2}'' + 1 \frac{1}{2}''$



- **HD12:** 4.875 in. Standoffs
 - Standoff Combination: $\frac{3}{8}'' + 1 \frac{1}{2}'' + 1 \frac{1}{2}'' + 1 \frac{1}{2}''$



Camera Specifications (mm)



Power Input	PoE+, 12VDC
Maximum Power Consumption	14.4 W
Operating Temperatures	-00°C to +40°C
Weight	1.9 kg
Dimensions (L x W x H)	172 x 148 x 199.5 (mm)

Housings Drawings (in.)

