





Outdoor Housing Compatibility

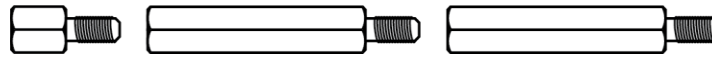
- **D2:** External Lens + Top Mounting + 1.0 in. Standoffs
 - Standoff Combination: **1"**



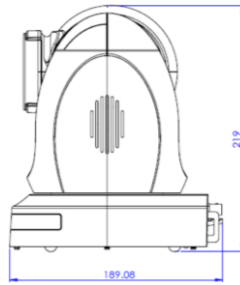
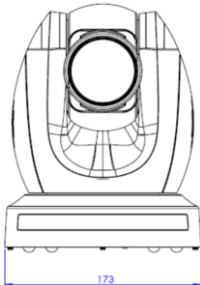
- **D3:** External Lens + Bottom Mounting + 5.0 in. Standoffs
 - Standoff Combination: **1/2" + 1 1/2" + 1 1/2" + 1 1/2"**



- **HD12:** 3.375 in. Standoffs
 - Standoff Combination: **3/8" + 1 1/2" + 1 1/2"**



Camera Specifications (mm)



| | |
|----------------------------------|--------------------------------|
| Power Input | PoE, 12VDC |
| Maximum Power Consumption | 12 W |
| Operating Temperatures | -00°C to +40°C |
| Weight | 2.8 kg |
| Dimensions (L x W x H) | 189.08 x 173 x 219 (mm) |

Housings Drawings (in.)

