




Outdoor Housing Compatibility

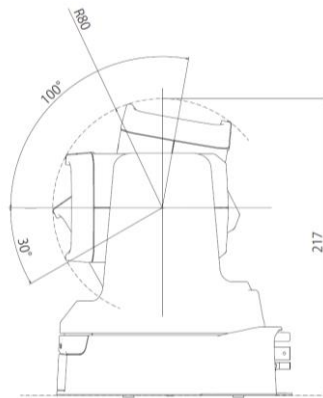
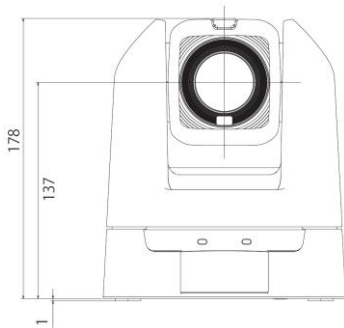
- **D2:** External Lens + Top Mounting + 1.875 in. Standoffs
 - Standoff Combination: $\frac{3}{8}$ " + $1 \frac{1}{2}$ "



- **D3:** External Lens + Bottom Mounting + 4.125 in. Standoffs
 - Standoff Combination: $\frac{3}{8}$ " + $1 \frac{1}{2}$ " + $1 \frac{1}{2}$ " + $\frac{3}{4}$ "



Camera Specifications (mm)



Power Input	PoE+, 24VDC
Maximum Power Consumption	16.2 W
Operating Temperatures	-00°C to +40°C
Weight	2.2 kg
Dimensions (L x W x H)	164 x 154 x 178 (mm)

Housings Drawings (in.)

