




Outdoor Housing Compatibility

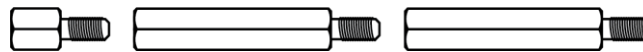
- **D2 & D3:** External Lens + Bottom Mounting + 4.625 in. Standoffs

- Standoff Combination: $\frac{3}{8}'' + 1 \frac{1}{2}'' + 1 \frac{1}{2}'' + \frac{3}{4}'' + \frac{1}{2}''$

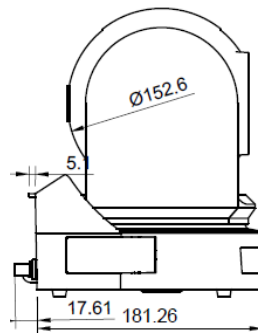
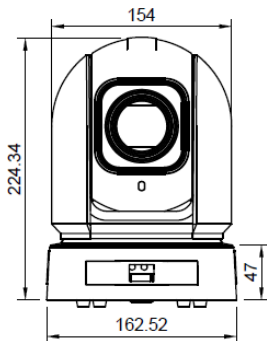


- **HD12:** 3.375 in. Standoffs

- Standoff Combination: $\frac{3}{8}'' + 1 \frac{1}{2}'' + 1 \frac{1}{2}''$



Camera Specifications (mm)



Power Input	PoE+, 12VDC
Maximum Power Consumption	22.5 W
Operating Temperatures	-10°C to +50°C
Weight	2.395 kg
Dimensions (L x W x H)	199 x 163 x 231 (mm)

Housings Drawings (in.)

